










Segm
(vedi anche Tabella delle emissioni)

Legen

-  Segmenti strade nazionali
-  Segmenti strade cantonali
-  Segmenti strade comunali

Immissioni foniche diurne dB(A)

-  ≥ 70
-  $\geq 65 - < 70$
-  $\geq 60 - < 65$
-  $\geq 55 - < 60$
-  $< 55 - \geq 50$

 Limite Sezione comunale

