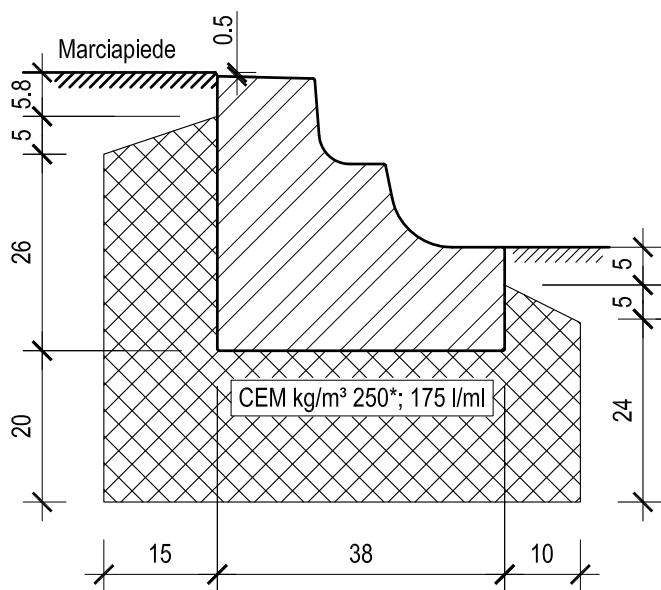
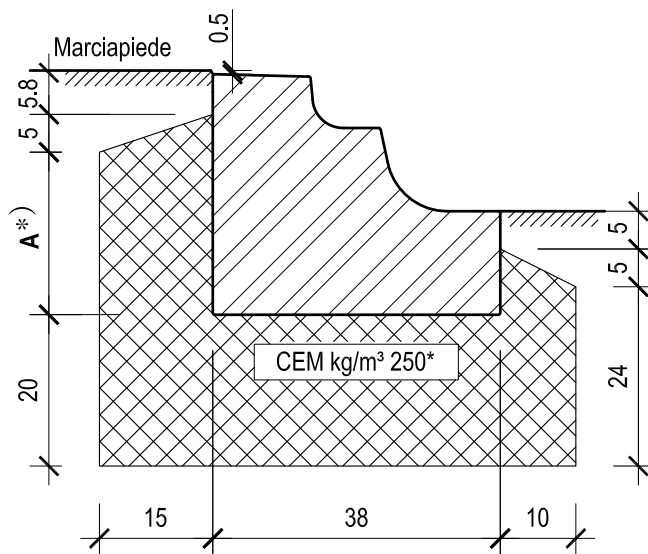


Sezione A - A 1:10

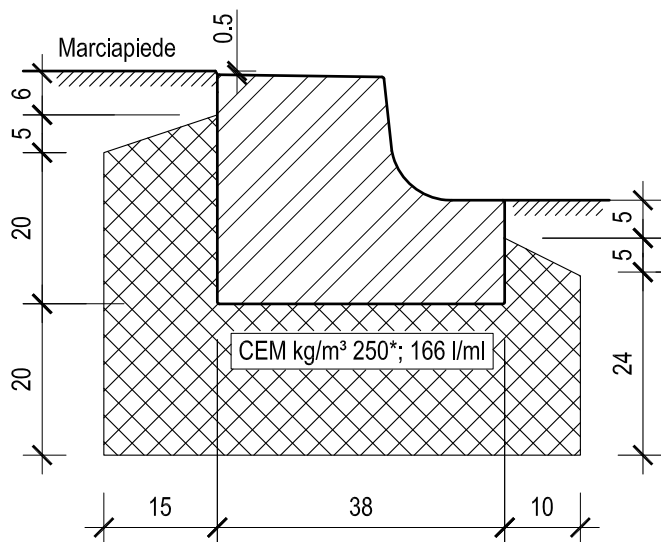


Sezione B - B 1:10

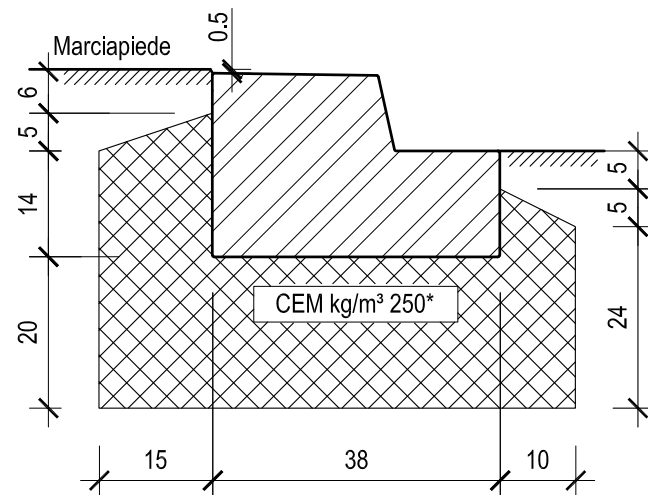


*)	A
Variante con pendenza 4%	21.0
Variante con pendenza 6%	21.5

Sezione C - C 1:10

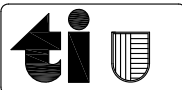


Sezione D - D 1:10



Tutte le misure sono espresse in cm

*) Calcestruzzo riciclato RC-C CEM kg/m³ 250



Dipartimento del territorio - Divisione delle costruzioni
via F. Zorzi 13 - Casella Postale 2170 - 6501 BELLINZONA

5.414

Data: 20.10.2017

Bordure fermate bus

Mod. : 18.02.2020

Dis. : MB

Resp. : DeB / MM

Contr. : MM

Dettagli posa

Scala : 1:10